




# Subject Choice for Leaving Certificate

# Introduction

- ▶ The Leaving Certificate (Established) is a two-year programme that aims to provide students with a broad, balanced education while also offering some specialisation towards a particular career option.
- ▶ 7 subjects taken



- ▶ Entry to college courses is points based
- ▶ A students **best 6** subjects are used to calculate their LC points

# New Points System for Leaving Certificate 2017 onwards

Higher Grade	Points	Ordinary Grade	Points
H1 90-100%	100	O1 90-100%	56
H2 80<90%	88	O2 80<90%	46
H3 70<80%	77	O3 70<80%	37
H4 60<70%	66	O4 60<70%	28
H5 50<60%	56	O5 50<60%	20
H6 40<50%	46	O6 40<50%	12
H7 30<40%	37	O7 30<40%	0
H8 0<30%	0	O8 0<30%	0

**NOTE: There are 25 bonus points for students who achieve greater than 40% in Higher Maths**



*The subject choices you make have the ability to either severely limit or expand your options when it comes to college*

# Things to consider

- **Matriculation requirements**
- **Specific Course Requirements**
- **Leaving Certificate Points**


# Matriculation Requirements



# NUI Requirements

(University College Cork, University College Dublin, NUI Galway & Maynooth University)


- × Irish
- × English
- × Maths\*
- × A Third Language\*





# Non NUI Requirements

- × English
- × Maths
- × Irish / Third Language





# Subject Choices


Core subjects (all students must take)

× English

× Irish





× Maths

× 3<sup>rd</sup> Language



# Choosing your additional subjects



Languages	Science	Humanities	Business	Technology
French	Biology	Art	Business	Construction
Spanish	Physics	Home Ec	Economics	DCG
	Chemistry	Music	Accounting	Technology
	Computer	History		Engineering
	Science	Geography		
	Ag Science	Religion		
		Politics & Society		

# Where to find information

- ▶ Information on all of these subjects can be found in the **subject choice booklet**
- ▶ We have also held a subject options fair in the canteen
- ▶ Students should carefully read about each subject - don't make presumptions!
- ▶ Talk to subject teachers (email [info@ardgillancc.ie](mailto:info@ardgillancc.ie) or speak to the teacher directly)
- ▶ Talk to career guidance teacher

# Remember when choosing subjects...

1. What do you like?
2. What are you good at?
3. What do you **NEED**?



# Courses that need a science subject

SCIENCE

ENGINEERING\*

MEDICINE\*

DENTISTRY\*

VETERINARY\*

PHARMACY\*

PHYSIOTHERAPY

RADIOGRAPHY

NURSING

NAVAL CADETS

ARCHITECTURE

OCCUP. THERAPY

SPEECH THERAPY

SPORTS SCIENCE

MED LAB SCIENCE

DIETETICS

OPTOMETRY

PRODUCTION MGT.

INDUSTRIAL DESIGN

INFO. TECH.

# Specific Requirements of Courses

Where to go for Information?

[www.careersportal.ie](http://www.careersportal.ie)

[www.qualifax.ie](http://www.qualifax.ie)

[www.CAO.ie](http://www.CAO.ie) (Handbook)






# NOTE!

- Ultimately we want each of our students to do the best leaving certificate they can possibly do.
- Therefore as a general rule we don't encourage students to take on a subject they have not studied at JC.
- If you are considering this please speak to a teacher of that subject.
- Look at your JC results and consider what are the subjects that can potentially get you the most points.,
- Be careful of subject combinations e.g two science subjects

# Keeping all Options Open

- × English
- × Irish
- × Maths
- × A Third Language
- × *A Science Subject*
- × *2 additional Subjects*



# Key points!

- × What does the student **like** and what is the student **good** at? (To maximise your points!)
- × What is **essential** for a possible career? Do I *need* science?
- × Is there a **balance** between Arts, Sciences, Business?
- × What *may* be **desirable** for a possible career?

# What happens next?

- ▶ Students must list their choices in order of preference.

## Option Subjects for 5<sup>th</sup> Year 2023-2024

Students will continue to study their Modern Foreign Language and **THREE** Option Subjects for their Leaving Certificate.

In order to try and set the timetable to facilitate as many students' preference as possible, please indicate your child's preferences on the Vsware App (1=most preferred, 8=least preferred) by **Friday 24<sup>th</sup> March 2023.**

**Modern Foreign Language:** Please indicate the Language your child studied up to Junior Cycle:

- - French or Spanish
- **Option Subjects:** Please indicate your child's preferences 1 – 8
- - Accounting
- - Agricultural Science
- - Art
- - Biology
- - Business
- - Chemistry
- - Computer Science
- - Construction Studies
- - Design and Communication Graphics
- - Economics
- - Engineering
- - Geography
- - History
- - Home Economics
- - Music
- - Physics
- - Politics and Society
- - Religious Education
- -Technology

## Please note:

While we try our best to accommodate all students' choices, we cannot guarantee that everyone will get their top three preferences.








## **Entering student options**

To get to Student Options page, select your **child's name** from the parent dashboard or from the 'Your Children' dropdown and then click '**learn more**' under **Student Options**.



Donald Adams

Pick an area to explore

 <b>Attendance</b> Monitor your child's attendance at a glance, view records from an entire year or specific lessons. <a href="#">Learn More</a>	 <b>Assessment</b> View your child's full academic record, track progress over time and download lesson reports. <a href="#">Learn More</a>	 <b>Behaviour</b> Keep track of your child's behaviour, monitor progress & teacher feedback. <a href="#">Learn More</a>	 <b>Timetable</b> View your child's timetable, set routine days for which lessons are on at any given time. <a href="#">Learn More</a>	 <b>Personal Info</b> Overview of your child's key info. Ensure that it's up to date. <a href="#">Learn More</a>
 <b>Fees</b> Overview of all fees/fees for the year, pay directly via card online. <a href="#">Learn More</a>	 <b>Student Options</b> Select your year's subject preferences directly to the school. <a href="#">Learn More</a>			

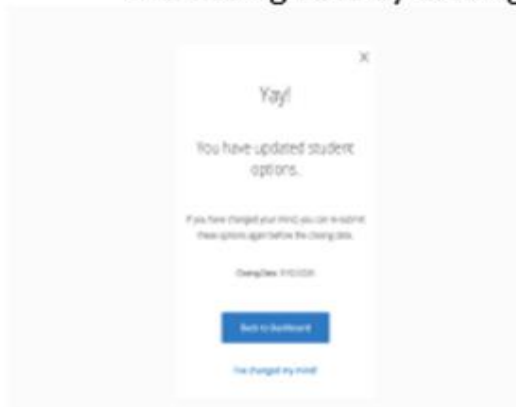
Entering your child's options is straightforward.

- For each subject choice, select a subject from the **dropdown** boxes in order of the highest priority of preference.
- Hit **Confirm** and the choices will be saved and sent to the school.

The screenshot shows the 'Student Options' page for 'Sally Student'. At the top, there is a navigation bar with 'VSI', 'Dashboard', and 'Your Children'. Below the navigation, there is a 'Go Back' link. The main heading is 'Student Options'. Underneath, there is a profile card for 'Sally Student'. A message reads: 'Please enter your child's top 3 preferences ensuring that a language subject is chosen as your number 1. On the table(s) below choose subjects in order of the highest priority of preference (1,2, etc)'. Below this is a section for 'Subject Set 1' with a closing date of '31/12/2025'. A table with two columns, 'Preference' and 'Subject Choice', contains four rows. The first row has '1' in the preference column and a dropdown menu with 'English' selected. The other three rows have '2', '3', and '4' in the preference column and a dropdown menu with 'Choose Subject' selected. Below the table, a green checkmark icon and the text 'Your preferences have been saved' are visible. At the bottom left, there is a blue 'Confirm' button.

### Changing your choices

- If your child changes their mind directly after submitting options, they can amend their choice up until the closing date by clicking **I've changed my mind!**



- You can also come back to the main student options screen later and update the preferences, provided that this is done *before* the due date. Simply amend the list and hit **Confirm** again.



# Useful websites

❖ [www.careersportal.ie](http://www.careersportal.ie)

❖ [www.cao.ie](http://www.cao.ie)

❖ [www.ucas.ac.uk](http://www.ucas.ac.uk)

❖ [www.qualifax.ie](http://www.qualifax.ie)

